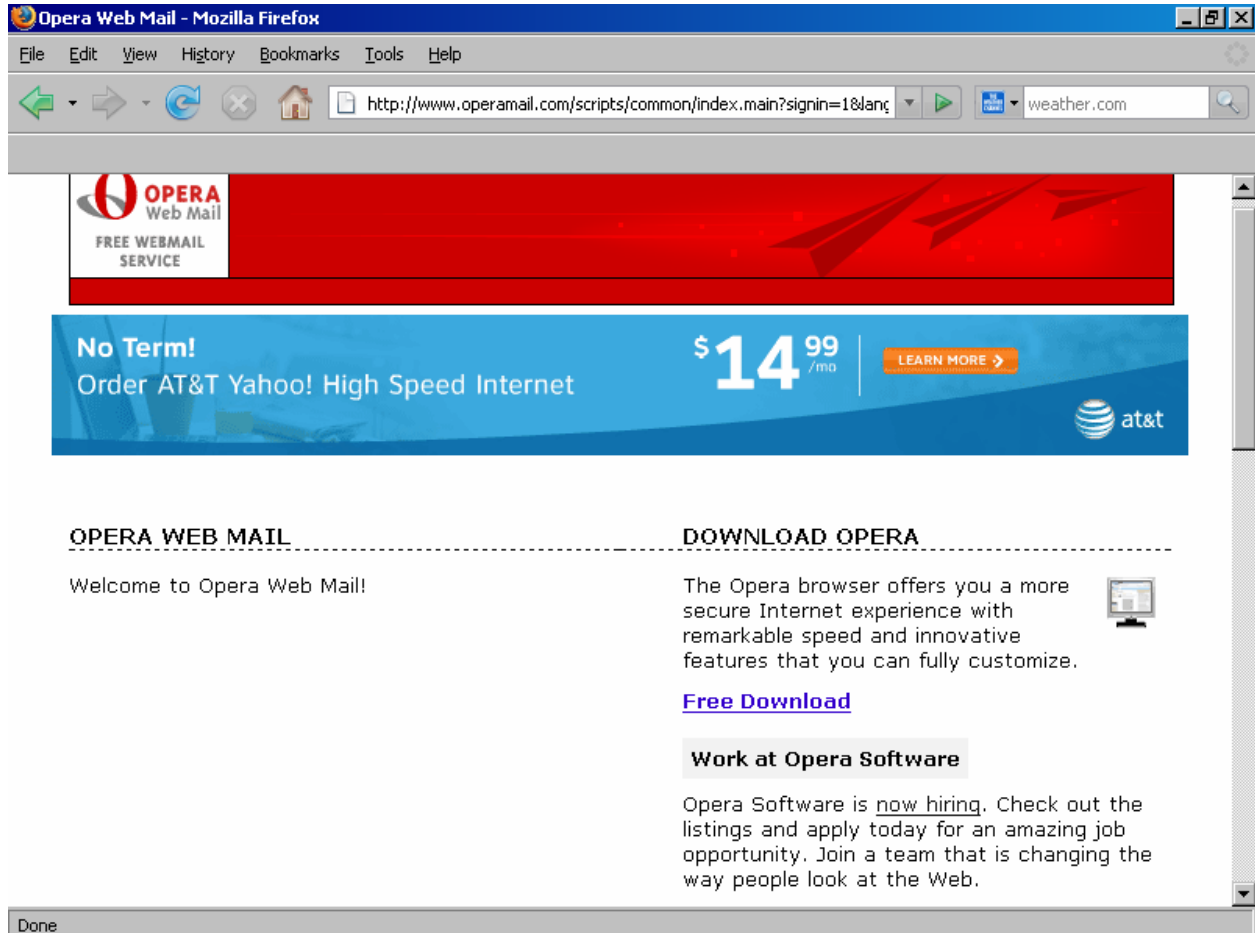


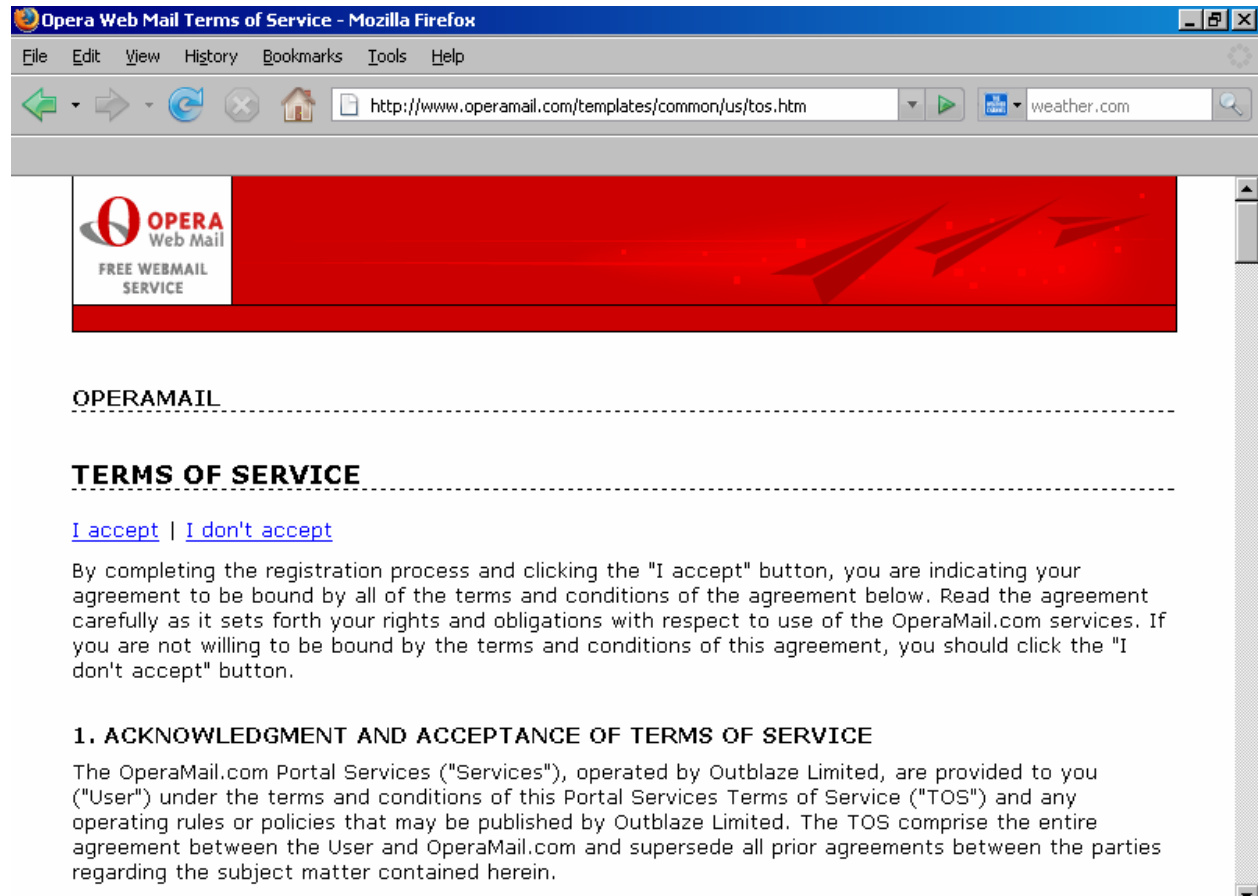
Creating Your Own E-mail account (Operamail)

Step one: Open the internet explorer and type the address: <http://www.operamail.com> . You should arrive to a screen that looks like this:



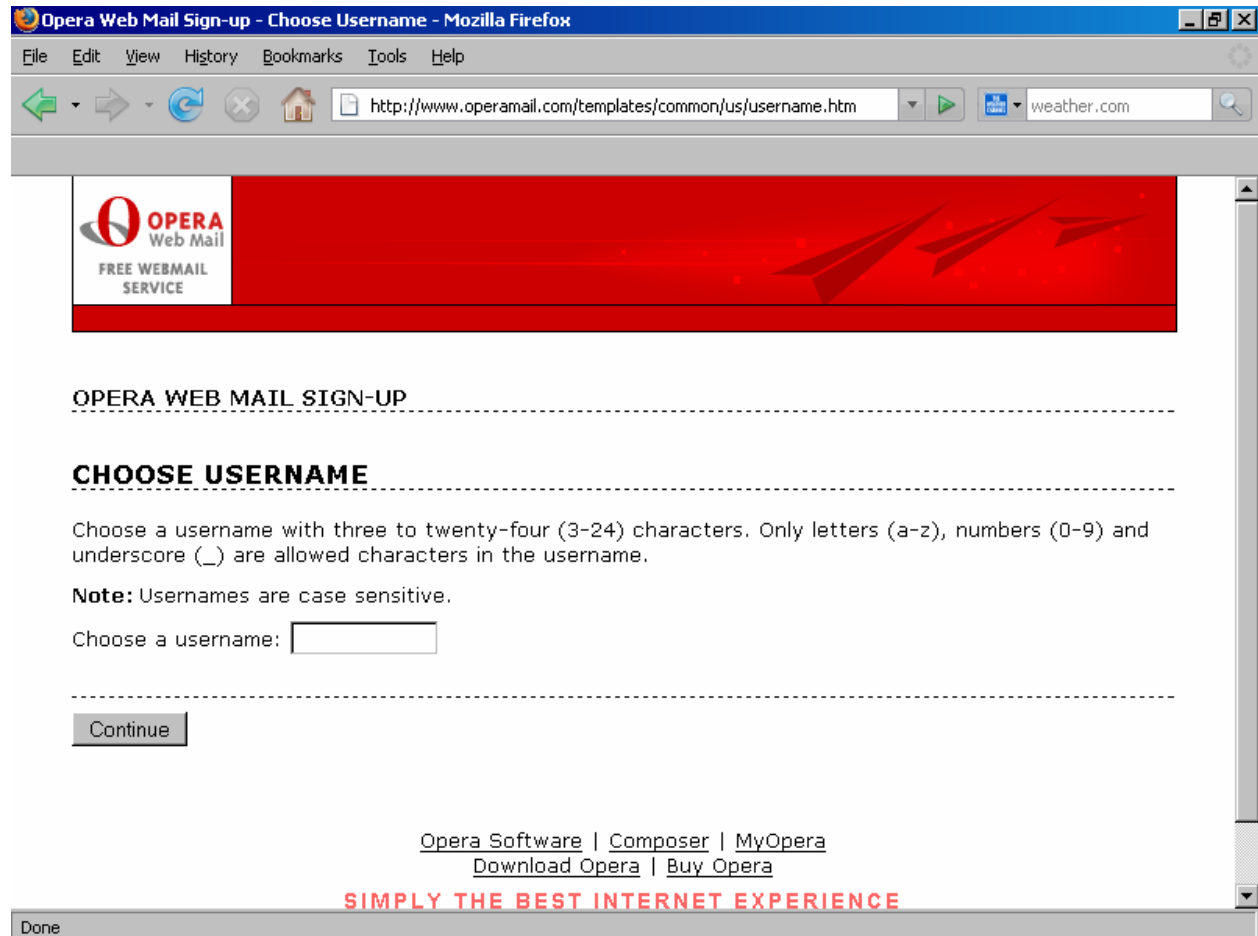
Step Two: Scroll down and click on the blue link that says, “Sign Up For Free Web Opera Mail >>” on the right hand side of the screen.

The next page should look like this:



Step Three: After browsing the terms of agreement, click on the blue link on the left side of the screen that says, "I accept".

You'll then come to a page that looks like this:



Step Four: In the box next to “Choose a username”:

You will type what you want to be your e-mail name. This can be your first and last name or a nickname or anything else.

If your e-mail name isn't already in use the screen will look like this:

Opera Web Mail Sign-up - Mozilla Firefox

File Edit View History Bookmarks Tools Help

http://www.operamail.com/scripts/common/proxy.main weather.com

OPERA
Web Mail
FREE WEBMAIL
SERVICE

OPERA WEB MAIL SIGN-UP

SIGN UP

Note: Fields marked ** are required.

Login name: central_library_rocks

** Password:

** Confirm password:

** First name:

** Last name:

** Date of birth: 1 Jan 1920 (dd/mm/yyyy)

** Country: Country/Region

** ZIP Code (US only):

Alternative contact [e-mail]:

Done

If your name is already taken this screen will appear, don't panic.

OPERA WEB MAIL SIGN-UP

CHOOSE USERNAME

Username has already been taken.

Choose a username with three to twenty-four (3-24) characters. Only letters (a-z), numbers (0-9) and underscore (_) are allowed characters in the username.

Note: Usernames are case sensitive.

Choose a username:

Continue

Try typing some numbers after your name until your screen says your name was available.

Step Five: Now you must create a secret word so that only you can access your e-mail account. It has to be at least six letters long and can include numbers and capitalized letters.

The password strength means that your word is hard for someone to guess. The way you can increase the strength is by using a number or capital letter. A combination of these two things in your password creates the maximum strength.

Example:

<u>Password:</u>	<u>Strength:</u>
librariesrock	weak
LibrariesRock	medium
LibrariesRockx10	strong

*****REMEMBER:** Passwords are case sensitive, meaning if you use a capital letter in your password then you must always remember to capitalize the letter when entering your password.

SIGN UP

Note: Fields marked ** are required.

Login name: central_library_rocks

** Password:

** Confirm password:

** First name:

** Last name:

** Date of birth: 1 Jan 1920 (dd/mm/yyyy)


** Country: Country/Region

** ZIP Code (US only):

Alternative contact [e-mail]:

** Word Verification (developed with the [Captcha program](#))

Please enter the word you see from the picture below :



If you can't see the picture, please click [here](#)

Done

Step Six: Now scroll down the page and you'll see you need to enter in some personal information. This is all pretty self explanatory, if you're uncomfortable using your real information you can always make something up.

Opera Web Mail Sign-up - Mozilla Firefox

File Edit View History Bookmarks Tools Help

http://www.operamail.com/scripts/common/proxy.main weather.com

SIGN UP

Note: Fields marked ** are required.

Login name central_library_rocks

**** Password:**

**** Confirm password:**

**** First name:** J. Erik

**** Last name:** Jonsson

**** Date of birth:** 1 Jan 1945 (dd/mm/yyyy)

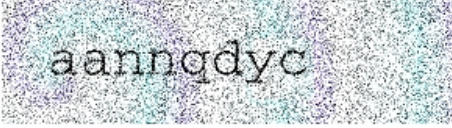
**** Country:** Country/Region

**** ZIP Code (US only)** 75044

Alternative contact [e-mail]:

**** Word Verification** (developed with the [Captcha program](#))

Please enter the word you see from the picture below :



If you can't see the picture, please click [here](#)

Done

If you do not have an alternative contact e-mail address just leave the box next to it blank.

Scroll down further and your screen should look something like this:

Opera Web Mail Sign-up - Mozilla Firefox

File Edit View History Bookmarks Tools Help

http://www.operamail.com/scripts/common/proxy.main weather.com


** Country:

** ZIP Code (US only)

Alternative contact [e-mail]:

** Word Verification (developed with the [Captcha program](#))

Please enter the word you see from the picture below :



If you can't see the picture, please click [here](#)

Please choose a question and answer for your password hint. We will use these to help you retrieve your password in case you forget it. Please state your question and answer in English, if possible.

** Hint question:

** Hint answer:

[Opera Software](#) | [Composer](#) | [MyOpera](#)
[Download Opera](#) | [Buy Opera](#)

SIMPLY THE BEST INTERNET EXPERIENCE

Done

Type the letters and numbers shown in the picture into the box next to “Please enter the word you see from the picture below”. Make sure you type the letters exactly the same as the picture – ie, upper case for upper case and lower case for lower case.

If you can’t read the letters in the picture click on the blue link that says “here” and it’ll make another picture with letters appear.

Step Six: Now we have to make a secret question and answer. This in case you forget your password, then Operamail will be able to know it's you and give it to you.

Think of a simple question and then type in the box next to, "Hint question". Then type the appropriate answer in the box next to, "Hint answer".

Opera Web Mail Sign-up - Mozilla Firefox


File Edit View History Bookmarks Tools Help

http://www.operamail.com/scripts/common/proxy.main weather.com

Alternative contact [e-mail]:

** Word Verification (developed with the [Captcha program](#))

Please enter the word you see from the picture below :



If you can't see the picture, please click [here](#)

Please choose a question and answer for your password hint. We will use these to help you retrieve your password in case you forget it. Please state your question and answer in English, if possible.

** Hint question:

** Hint answer:

[Opera Software](#) | [Composer](#) | [MyOpera](#)
[Download Opera](#) | [Buy Opera](#)

SIMPLY THE BEST INTERNET EXPERIENCE

Copyright © 2007 Opera Software ASA -- All rights reserved. Powered by [Outblaze](#).
[Privacy policy](#) | [Opera Web Mail Support](#)

http://my.opera.com/

Once you have typed these in, click on the gray box that says, "Sign me up".

This page should then appear:

Congratulations you have successfully created your own e-mail account!!